

Scaled data based on original data using
LM-79-08 Approved Method: Electrical and Photometric Measurements of Solid-
State Lighting Products

Test Report Prepared for
Cooper Lighting Solutions
(formerly Eaton)

Brand: INVUE

Report Number: P400741

Luminaire Tested: **ENC-SA1-730-U-T3-HSS-XXB**

Issue Date: 5/20/2020

Test Information

Test Method: LM-79-08
Report Number: P400741
TEST IS SCALED FROM IESNA LM-79-08 TEST DATA (G1-2004-754-14)
Test Lab: INNOVATION CENTER
Issue Date: 5/20/2020
Manufacturer: COOPER LIGHTING SOLUTIONS (FORMERLY EATON)
Product Line: INVUE
Catalog Number: ENC-SA1-730-U-T3-HSS-XXB
Description: ENTRI LED LUMINAIRE
(1) 70 CRI, 3000K LIGHTSQUARE IN BATTERY OPERATION WITH 16 LEDS AND TYPE III OPTICS WITH HOUSE SIDE SHIELD
Light Source: -
Ballast/Driver: ELECTRONIC DRIVER

Summary

Lumens per Lamp: N/A
Luminaire Lumens: 540 lumens
Efficiency: N/A
Efficacy: 41.5 lumens/watt
Luminous Opening: Rectangular (W 0.5' x L: 0.5' x H: 0')
IES Classification: Type III - Short - Full Cutoff
BUG Rating: B0 - U0 - G0

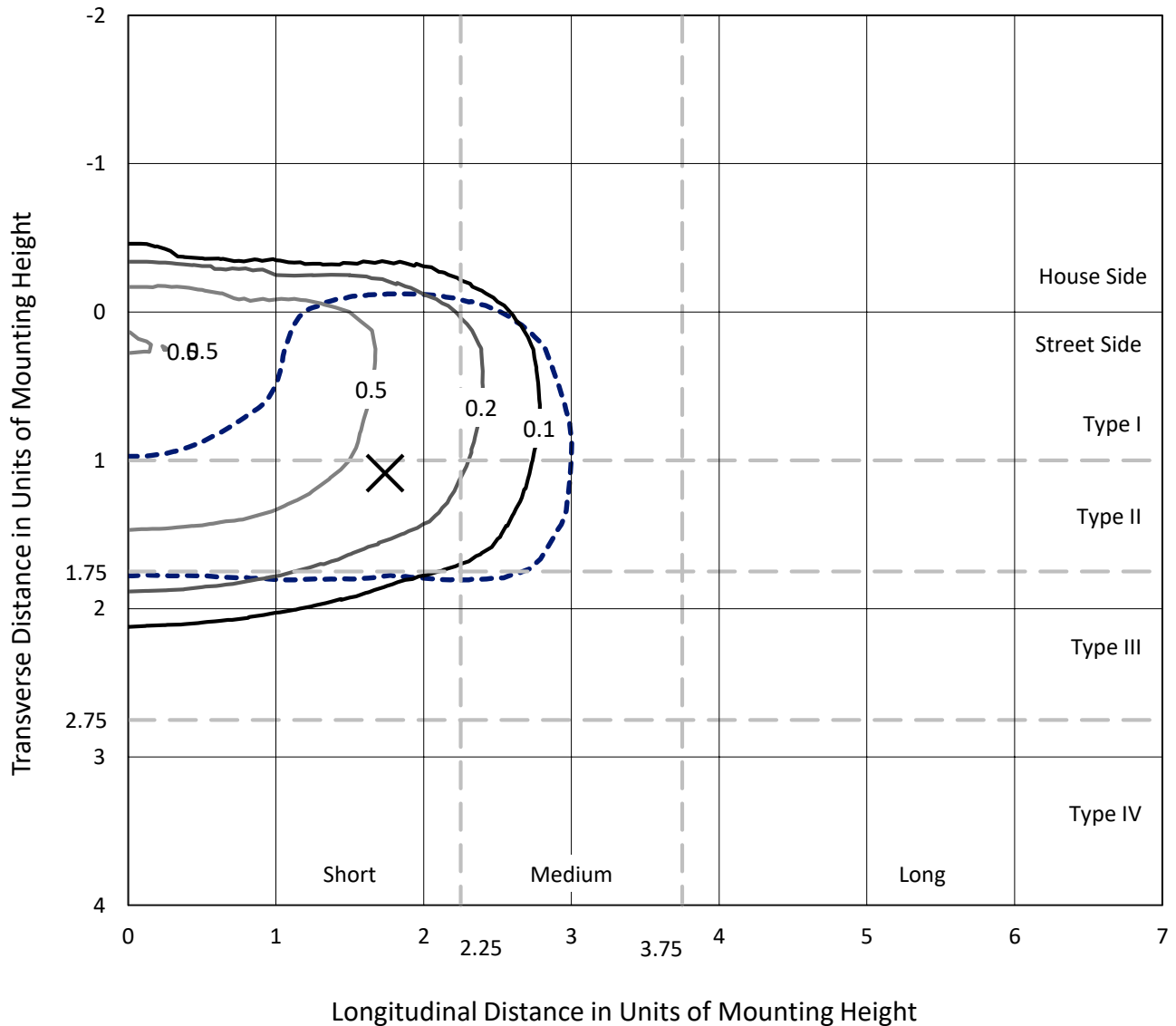
Input Watts (W): 13
Input Voltage (V): NR
Input Current (Ain): NR
Voltage Rise (V): NR
Power Factor: NR
Total Harmonic Distortion (THDi): NR
Frequency (hertz): 60
Stabilization Time: NR
Operation Time: NR
Ambient Temperature (°C): NR
Test Distance: 25 FT



REPORT NUMBER: P400741
 CATALOG NUMBER: ENC-SA1-730-U-T3-HSS-XXB

Iso-Footcandle Lines of Horizontal Illumination

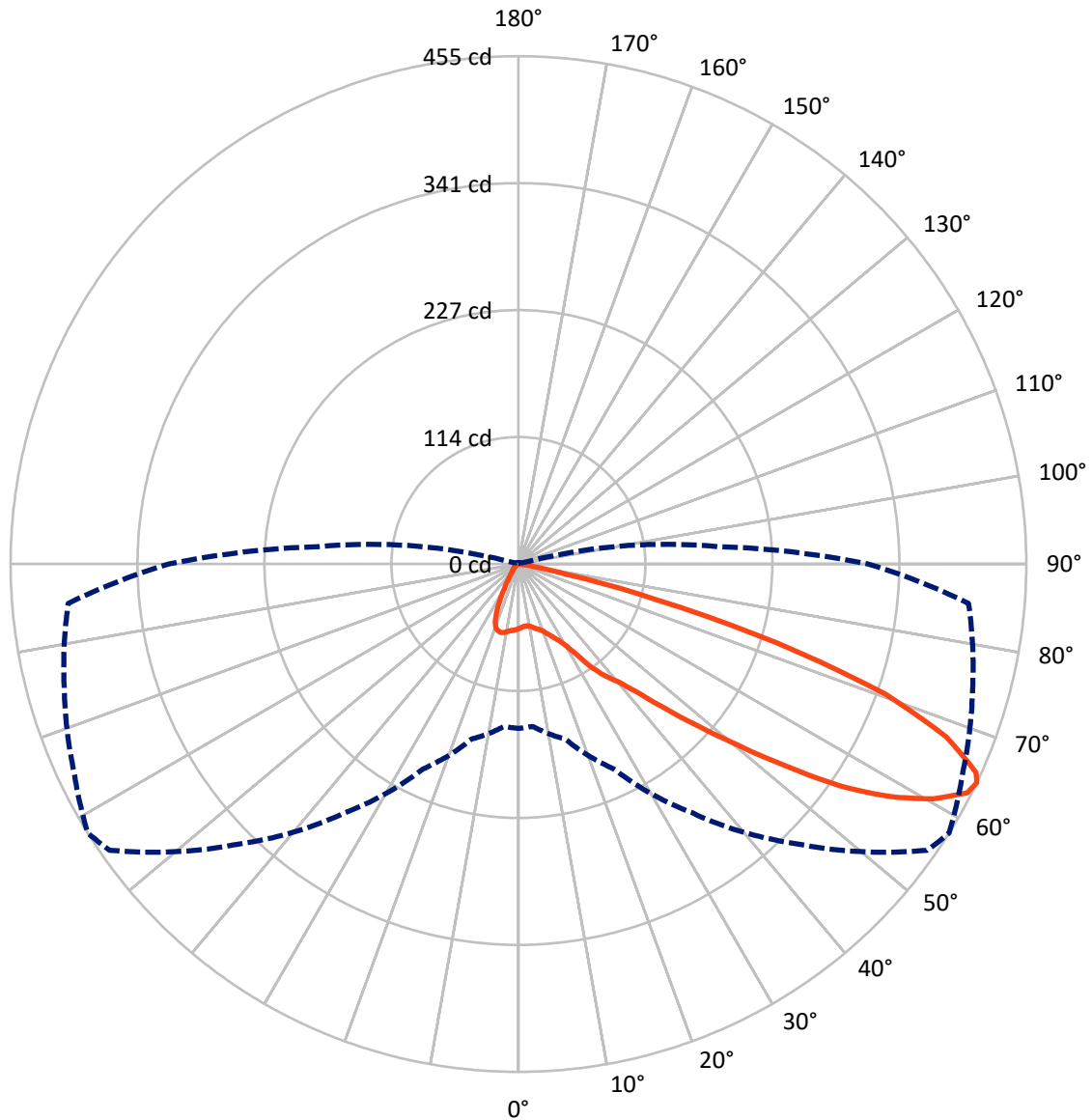
× Max cd
 - - - 1/2 Max cd



Based on 10 foot mounting height. Maximum calculated value = 0.9 fc
 Type III - Short - Full Cutoff

REPORT NUMBER: P400741
CATALOG NUMBER: ENC-SA1-730-U-T3-HSS-XXB

Luminous Intensity Polar Plot



— Vertical Plane Through 58-Deg Lateral - - - Horizontal Cone Through 64-Deg Vertical

REPORT NUMBER: P400741

CATALOG NUMBER: ENC-SA1-730-U-T3-HSS-XXB

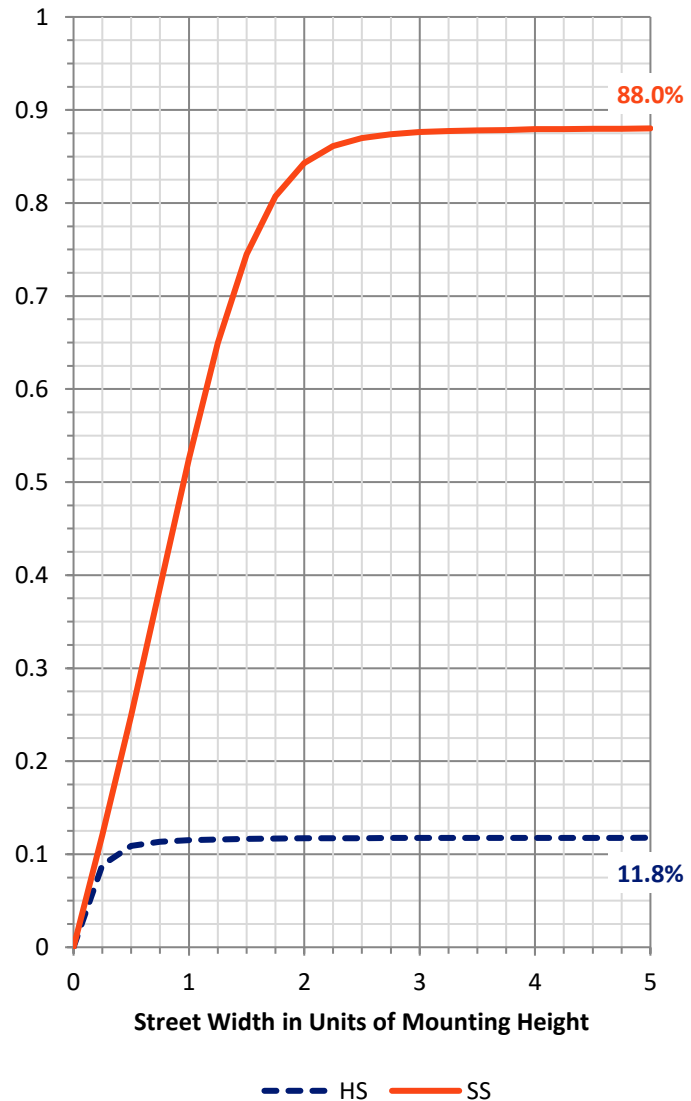
FLUX DISTRIBUTION:

		Downward	Upward	Total
House Side	Lumens	64.4	0.0	64.4
	% Fixture	11.9	0.0	11.9
Street Side	Lumens	475.6	0.0	475.6
	% Fixture	88.1	0.0	88.1
Total	Lumens	540.0	0.0	540.0
	% Fixture	100.0	0.0	100.0

Coefficient of Utilization

ZONAL LUMENS:

Zone	Lumens	% Fixture
0°-10°	5.5	1.0
10°-20°	15.9	2.9
20°-30°	28.6	5.3
30°-40°	50.2	9.3
40°-50°	91.8	17.0
50°-60°	157.0	29.1
60°-70°	152.3	28.2
70°-80°	37.7	7.0
80°-90°	1.1	0.2
90°-100°	0.0	0.0
100°-110°	0.0	0.0
110°-120°	0.0	0.0
120°-130°	0.0	0.0
130°-140°	0.0	0.0
140°-150°	0.0	0.0
150°-160°	0.0	0.0
160°-170°	0.0	0.0
170°-180°	0.0	0.0
0°-90°	540.0	100.0
0°-180°	540.0	100.0



REPORT NUMBER: P400741

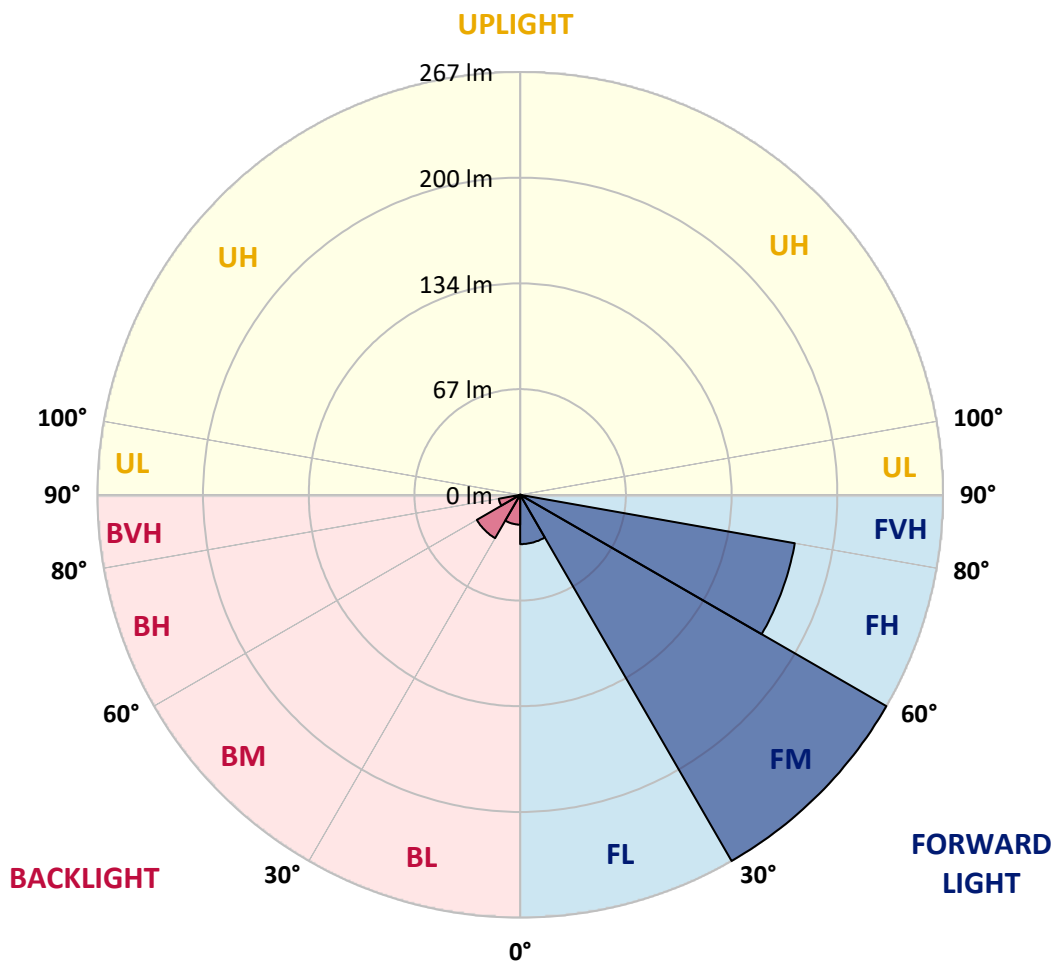
CATALOG NUMBER: ENC-SA1-730-U-T3-HSS-XXB

LUMINAIRE CLASSIFICATION SYSTEM LUMEN TABLE AND BUG RATING:

Zone	Lumens	% Fixture	Zone Rating/Lumen Limit		
			B	U	G
FL (0°-30°)	31.2	5.8			
FM (30°-60°)	267.3	49.5			
FH (60°-80°)	176.3	32.6			G0/660
FVH (80°-90°)	0.9	0.2			G0/10
BL (0°-30°)	18.8	3.5	B0/110		
BM (30°-60°)	31.6	5.9	B0/220		
BH (60°-80°)	13.7	2.5	B0/110		G0/110
BVH (80°-90°)	0.2	0.0			G0/10
UL (90°-100°)	0.0	0.0		U0/0	
UH (100°-180°)	0.0	0.0		U0/0	

BUG Rating: B0-U0-G0

Type III Short



REPORT NUMBER: P400741

CATALOG NUMBER: ENC-SA1-730-U-T3-HSS-XXB

CANDELA DISTRIBUTION (FULL):

	0°	5°	15°	25°	35°	45°	55°	58°	65°	75°	85°
0°	57.8	57.8	57.8	57.8	57.8	57.8	57.8	57.8	57.8	57.8	57.8
2.5°	55.4	55.4	55.6	55.7	56.0	56.3	56.7	56.8	57.0	57.5	57.7
5°	52.4	52.5	52.7	53.2	53.9	54.7	55.7	56.0	56.8	57.8	58.5
7.5°	51.2	51.3	51.6	52.2	53.1	54.3	55.5	55.9	57.0	58.6	59.6
10°	51.0	51.0	51.4	52.3	53.4	54.9	56.2	56.7	58.2	60.1	61.7
12.5°	51.0	51.0	51.5	52.6	53.9	55.8	57.6	58.3	60.0	62.4	64.4
15°	51.9	52.1	52.4	53.1	54.6	56.7	59.2	60.0	62.1	65.0	67.5
17.5°	58.3	58.1	57.1	56.2	55.9	57.7	60.7	61.8	64.9	68.6	71.3
20°	70.7	70.6	68.8	64.4	60.5	59.5	63.0	64.3	68.8	73.7	75.7
22.5°	85.7	86.2	83.4	77.5	69.5	64.4	66.4	68.2	74.0	79.9	81.1
25°	100.6	101.2	98.6	91.2	81.4	72.5	71.1	72.7	79.3	85.2	84.7
27.5°	118.2	117.7	115.1	106.7	95.3	83.4	77.4	77.7	82.8	89.4	87.8
30°	131.1	130.4	127.9	122.2	111.5	97.9	86.4	85.5	87.0	94.3	92.6
32.5°	142.9	143.4	141.5	133.9	123.8	112.8	99.9	97.5	96.9	103.1	100.3
35°	154.5	154.4	153.7	147.1	137.2	126.8	116.0	114.3	114.1	120.1	112.5
37.5°	168.5	167.8	166.5	159.7	151.9	142.0	130.5	127.8	127.3	128.5	119.6
40°	183.5	184.4	182.3	175.2	166.6	159.2	143.2	139.1	135.7	139.2	133.5
42.5°	205.8	206.5	202.8	197.9	186.8	179.9	163.6	158.0	156.4	161.7	155.3
45°	233.8	232.5	230.0	226.6	217.4	206.9	189.9	184.6	182.9	192.0	181.5
47.5°	255.5	255.3	255.4	254.7	253.4	240.8	220.6	217.0	215.3	228.4	216.8
50°	269.3	270.1	273.5	282.2	288.6	283.3	259.6	255.2	253.9	267.5	251.9
52.5°	279.7	281.6	287.3	304.5	325.0	326.8	307.2	301.0	298.0	301.8	280.0
55°	285.0	285.9	294.6	320.0	352.1	364.9	356.7	351.6	339.5	332.3	313.1
57.5°	272.6	271.2	286.2	318.5	366.0	395.7	399.2	393.3	373.9	368.3	353.3
60°	240.2	239.6	256.4	295.2	353.9	402.9	430.7	427.0	409.2	395.9	381.7
62.5°	183.2	184.2	202.1	241.6	310.4	382.2	448.2	451.2	432.3	412.5	402.8
64°	147.2	146.0	162.3	202.5	272.3	354.7	446.9	454.8	439.3	421.2	404.7
65°	123.6	121.0	136.7	173.0	240.2	334.7	437.7	450.4	439.8	423.3	397.8
67.5°	65.0	66.4	73.1	105.1	162.1	253.1	394.1	413.3	417.6	394.6	346.7
70°	29.2	29.4	33.7	53.6	89.7	164.1	317.0	348.1	350.5	324.2	251.2
72.5°	9.7	9.8	14.9	21.5	37.7	76.0	214.1	242.4	247.6	210.2	136.3
75°	6.0	6.2	7.9	11.6	17.5	26.6	108.5	127.7	128.8	93.2	49.6
77.5°	3.8	4.0	4.8	6.9	9.6	10.1	35.6	43.1	48.8	33.6	15.4
80°	2.4	2.4	3.1	4.2	5.0	4.3	9.7	12.8	15.4	11.3	5.2
82.5°	0.9	0.9	1.6	2.3	2.1	1.5	2.6	3.4	5.9	5.6	2.5
85°	0.0	0.0	0.1	0.2	0.1	0.2	0.5	0.7	1.1	1.6	0.8
87.5°	0.0	0.0	0.0	0.0	0.1	0.1	0.2	0.2	0.2	0.2	0.2
90°	0.0	0.0	0.0	0.0	0.0	0.0	0.0	0.0	0.0	0.0	0.0



REPORT NUMBER: P400741

CATALOG NUMBER: ENC-SA1-730-U-T3-HSS-XXB

CANDELA DISTRIBUTION (continued):

	90°	95°	105°	115°	125°	135°	145°	155°	165°	175°	180°
0°	57.8	57.8	57.8	57.8	57.8	57.8	57.8	57.8	57.8	57.8	57.8
2.5°	58.0	58.2	58.6	58.7	58.8	58.5	58.8	58.5	58.7	58.7	58.7
5°	58.9	59.2	59.5	59.6	59.5	58.8	59.0	58.5	58.4	58.4	58.4
7.5°	60.1	60.4	60.9	60.6	60.0	59.0	58.9	58.2	57.9	57.9	58.0
10°	62.3	62.6	62.8	62.2	61.0	59.5	58.4	56.9	56.2	55.9	55.9
12.5°	65.1	65.4	65.3	64.3	62.1	59.0	55.9	53.0	50.9	50.2	49.4
15°	68.1	68.5	68.3	66.2	62.0	56.5	50.6	43.8	39.6	36.9	36.4
17.5°	71.6	72.0	71.0	67.2	60.5	51.2	39.9	30.7	24.6	22.3	22.2
20°	75.9	75.7	73.3	67.3	57.8	41.5	26.7	19.2	16.6	16.0	15.9
22.5°	80.8	79.9	75.5	66.7	50.5	28.2	17.2	15.2	14.9	14.7	14.7
25°	83.6	82.0	76.3	65.0	38.9	18.0	14.6	14.2	13.8	13.4	13.3
27.5°	85.8	83.4	76.6	59.4	25.9	13.8	13.2	12.8	12.2	11.6	11.5
30°	89.8	86.2	77.1	49.7	15.9	11.8	11.5	10.8	9.9	9.3	9.1
32.5°	97.0	91.8	79.1	37.2	11.6	10.4	9.6	8.7	7.7	7.1	7.1
35°	104.7	97.1	80.1	24.5	10.1	9.1	7.9	6.8	5.9	5.4	5.3
37.5°	111.8	104.7	79.8	15.0	9.0	7.8	6.5	5.4	4.6	4.2	4.2
40°	126.3	118.0	75.7	10.3	7.9	6.6	5.3	4.2	3.7	3.4	3.4
42.5°	147.0	132.6	66.6	8.8	6.9	5.5	4.2	3.5	3.1	2.8	2.8
45°	170.1	148.7	53.1	7.9	6.0	4.6	3.5	2.9	2.5	2.4	2.4
47.5°	200.5	168.1	39.1	7.1	5.2	3.9	2.9	2.4	2.2	2.1	2.1
50°	227.1	183.9	26.7	6.2	4.6	3.3	2.5	2.2	2.0	1.9	1.9
52.5°	251.3	194.9	17.6	5.4	4.1	2.7	2.3	2.0	1.9	1.8	1.8
55°	279.7	203.3	11.9	4.7	3.6	2.5	2.2	2.0	1.8	1.8	1.7
57.5°	303.9	208.3	8.5	4.0	3.2	2.3	2.1	1.9	1.7	1.6	1.6
60°	318.0	202.4	6.2	3.5	2.8	2.1	1.9	1.7	1.6	1.5	1.5
62.5°	321.9	191.0	4.8	3.0	2.4	1.9	1.7	1.5	1.4	1.3	1.3
64°	312.9	178.8	4.1	2.6	2.1	1.7	1.6	1.4	1.2	1.0	1.0
65°	300.2	167.5	3.7	2.4	1.9	1.6	1.5	1.3	1.0	0.8	0.8
67.5°	250.2	133.6	3.0	2.0	1.5	1.4	1.2	1.0	0.7	0.5	0.5
70°	177.6	93.4	2.3	1.6	1.3	1.3	1.1	0.8	0.4	0.2	0.2
72.5°	94.0	48.6	1.9	1.3	1.0	1.0	0.9	0.5	0.3	0.2	0.1
75°	32.9	16.0	1.6	1.1	0.9	0.7	0.6	0.4	0.3	0.2	0.1
77.5°	10.0	5.3	1.4	1.1	0.8	0.6	0.7	0.6	0.6	0.4	0.3
80°	3.2	1.9	0.8	0.7	0.8	0.8	0.7	0.6	0.7	0.5	0.4
82.5°	1.2	0.7	0.3	0.4	0.4	0.5	0.5	0.4	0.3	0.1	0.0
85°	0.4	0.3	0.2	0.3	0.3	0.3	0.2	0.2	0.1	0.0	0.0
87.5°	0.2	0.2	0.2	0.2	0.2	0.2	0.1	0.1	0.0	0.0	0.0
90°	0.0	0.0	0.0	0.0	0.0	0.0	0.0	0.0	0.0	0.0	0.0

(END OF REPORT)